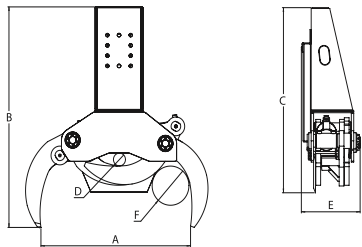


TIGERCUT 200 E

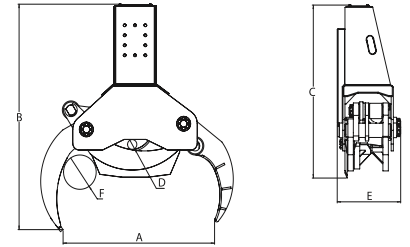


A	B	C	D	E	F
934	1295	1087	75	367	230



TIGERCUT 200 E	235	250	50	53	8				
----------------	-----	-----	----	----	---	--	--	--	--

TIGERCUT 300 E

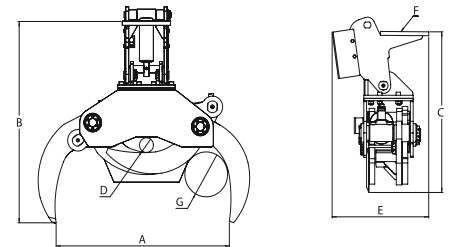


A	B	C	D	E	F
1393	1971	1513	85	584	300



TIGERCUT 300 E	820	300	70-100	80	15				
----------------	-----	-----	--------	----	----	--	--	--	--

TIGERCUT 200 C

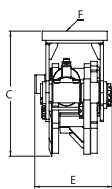
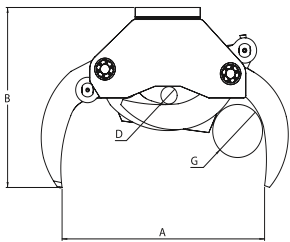


A	B	C	D	E	F	G
934	1032	823	75	521	173/6	230



TIGERCUT 200 C	225	250	50	53					
----------------	-----	-----	----	----	--	--	--	--	--

TIGERCUT 200 ER

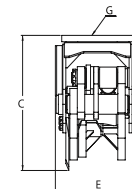
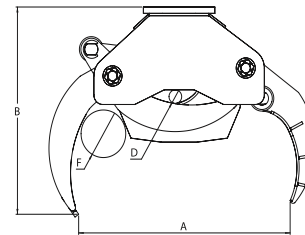


A	B	C	D	E	F	G
934	780	542	75	357	270/8	230



TIGERCUT 200 ER	200	250	50	53	8				
-----------------	-----	-----	----	----	---	--	--	--	--

TIGERCUT 300 ER



A	B	C	D	E	F	G
1393	1308	853	85	584	300	420/8



TIGERCUT 300 ER	770	300	70-100	80	12-20				
-----------------	-----	-----	--------	----	-------	--	--	--	--